

# FAS SNACK & FOOD

*Components and spare parts  
for impulse dispenser  
vending machines*





# TABLE OF CONTENTS

DOOR, INTERNAL SIDE	4
BODY COMPONENTS	4
ELECTRIC AND ELECTRONIC COMPONENTS	4
LIGHTNING	5
SEEGER RINGS	5
DOOR, EXTERNAL SIDE	6
BODY COMPONENTS	6
ELECTRIC AND ELECTRONIC COMPONENTS	6
PUSH-BUTTON PANELS	7
LOCKS, KEYS, LATCHES	7
WITHDRAWAL COMPARTMENT	8
WITHDRAWAL COMPARTMENT AND COMPONENTS	8
INTRODUZIONE COIN RECOVERY	9
COIN INTRODUCTION	9
CABINET	10
BODY COMPONENTS	10
COIN BOXES	10
ELECTRIC AND ELECTRONIC COMPONENTS	11
SWITCHES AND MICROSWITCHES	11
ELECTRIC PANEL	12
ELECTRIC AND ELECTRONIC COMPONENTS	12
THERMOFUSES	12
PRODUCT DRAWER AND SPIRALS	13
ELECTRIC AND ELECTRONIC COMPONENTS	13
GEAR MOTORS	13
PRODUCT DRAWERS AND COMPONENTS	14
SPIRALS	15
SPRINGS	15
COOLING UNIT	16
COOLING UNITS	16
FANS	16
PROBES	17
VARIOUS	17

# DOOR, INTERNAL SIDE BODY COMPONENTS ELECTRIC AND ELECTRONIC COMPONENTS




ATEL Code: 726499  
OEM Code: 726499

---

## DOOR CLOSING ANTI-THEFT BAR

FAST BLACK 1050, FAST LED 1050,  
FASTER LED 1050, FASTER BLACK  
1050, FASTER 1050 GDC, FASTER TM  
1050, YOUNG, FASTER LED 750, FAST  
BLACK 900, FAST LED 900, FAST 900,  
FAST TM900, FASTER TM 900, EASY 6000



ATEL Code: 082634  
OEM Code: 082634

---

## MAIN ELECTRONIC BOARD

# DOOR, INTERNAL SIDE LIGHTING SEEGER RINGS



ATEL Code: 310368  
OEM Code: 310368

## LED LIGHTING BAR 12W

FAS 300T, PERLA HP, FAS 500, FAS 500T, WINNING ESPRESSO, WINNING DUO, FASTER BLACK 1050 SKUDO MAX 1050, KRYSTAL, ELETTRA, JUST NOW, FASTER BLACK 750, FASTER BLACK 900, FASTER 00, SKUDO MAX 900, EASY 6000



ATEL Code: 082782  
OEM Code: 082782

## BOARD WITH LED ASSEMBLY

FAST BLACK 1050, FAST LED 1050, FASTER LED 1050, FASTER BLACK 1050, SKUDO LED 1050, FASTER 1050, SKUDO MAX 1050, FASTER TM 1050, YOUNG, FASTER LED 750, FASTER BLACK 900, SKUDO LED 900, SKUDO MAX 900, EASY 6000



ATEL Code: 210101  
OEM Code: 210101

## SEEGER RING 82-32-201-20

PERLA C6, FAS 300T, FAS 500, FASHION V2, FASHION UP, WINNING ESPRESSO, FAST TM 1050, FAST TM DG 900, FAST TM 900, FASHION

# DOOR, EXTERNAL SIDE

## BODY COMPONENTS

### ELECTRIC AND ELECTRONIC COMPONENTS



ATEL Code: 401134  
OEM Code: 401134

#### DOOR HANDLE

FASTER TM 1050, YOUNG, FASTER LED 750, FASTER BLACK 750, FASTER BLACK 900, FASTER 900, FAST TM 900, EASY 6000



ATEL Code: 826456  
OEM Code: 826456

#### COIN RECOVERY PUSH BUTTON RAL7021

FASHION V2, FASHION UP, FAST 1050, FAST BLACK 1050, FAST LED 1050, FAST 900, FAST BACK 900, FAST LED 900,



ATEL Code: 826922  
OEM Code: 826922

#### COIN RECOVERY PUSH BUTTON RAL7004

FAS 300T, FAS 500T, FASHION, FASHION UP, WINNING, FAST 1050, SNACK POINT, FASTER 1050, FASTER LED 1050, FASTER BLACK 1050, ELETTRA, YOUNG, FAST 900, FASTER 900, FASTER LED 900, FASTER BLACK 900, EASY 6000



ATEL Code: 801053  
OEM Code: 801053

#### GRAPHIC DISPLAY WITH ELECTRONIC BOARD

WINNING, FASTER BALCK 1050, SKUDO LED 1050, SKUDO MAX 1050, FAST DG 1050, ELETTRA, JUST NOW, FASTER BLACK 900, SKUDO LED 900, SKUDO MAX 900, EASY 6000



ATEL Code: 014565  
OEM Code: 014565

#### DISPLAY LCD 20x2 BLUE + CABLE

PERLA, PERLA C6, PERLA HP, FAS 500, FASHION V2, FASHION UP, FAST 1050, FAST BLACK 1050, SNACK POINT, FAST LED 1050, FASTER 1050, FASTER LED 1050, KTYSTAL, FAST 900, FAST LED 900, FASTER 900, SKUDO LED 900, EASY 5000, ODYSSEY

# DOOR, EXTERNAL SIDE LOCKS, KEYS, LATCHES PUSH-BUTTON PANELS



ATEL Code: 624672  
OEM Code: 624672



ATEL Code: 21VE011  
OEM Code: 210363



ATEL Code: 210300  
OEM Code: 210300

## 120° LOCK FRAME

FASTER 1050, SKUDO MAX 1050, FASTER TM 1050, FAST 1050, KRYSTAL, ELETTRA, JUST NOW, YOUNG, FASTER LED 750, FASTER BLACK 750, FAST BLACK 900, FAST LED 900, FASTER BLACK 900, FASTER BLACK 900, SKUDO LED 900, FASTER 900, SKUDO MAX 900, EASY 6000

## RIELDA LOCK mod.511 RS1

FAS 300T, FAS 500, FAS 500T, WINNING, FASTER 1050, SKUDO MAX 1050, FAST 1050, YOUNG

## LOCK B657 TYPE 3 STD 25001/999

BUDGET, SPIRALI M, SPIRALI S, DUETTO S-M-L, COMBI LUX S-M-L, EASY 5000, SLIM 650, YOUNG



ATEL Code: 750035  
OEM Code: 750035



ATEL Code: 301269  
OEM Code: 301269



ATEL Code: 082816  
OEM Code: 082816

## PUSH-BUTTON PANEL 12 BUTTONS

WINNING TOUCH, FASR BLACK 1050, FAST LED 1050, KRYSTAL, ELETTRA, YOUNG, FAST BLACK 900, FAST LED 900, AURORA, LOTUS, PROJECT

## REINFORCED KEYBOARD

## SERVICE KEYBOARD

FAST 1050, SNACK POINT, FASTER 1050, FASTER LED 1050, FASTER BLACK 1050, SKUDO LED 1050, SKUDO MAX 1050, SKUDO 1050, FAST 900, FASTER 900, FASTER LED 900, FASTER BLACK 900, SKUDO LED 900, SKUDO MAX 00, SKUDO 900

# WITHDRAWAL COMPARTMENT

## WITHDRAWAL COMPARTMENT AND COMPONENTS



ATEL Code: 726403  
OEM Code: 726403



ATEL Code: 726402  
OEM Code: 726402



ATEL Code: 826486  
OEM Code: 826486

### REINFORCED ANTI-THEFT PROTECTION ASSEMBLY

FAST 750, FASTER FV 750, FASTER LED 750, FASTER BLACK 750, FAST 900, FAST BLACK 900, SNACK POINT, FAST LED 900, FASTER 900, FASTER BLACK 900, SKUDO LED 900, SKUDO 900

### REINFORCED ANTI-THEFT PROTECTION ASSEMBLY

FAST 1050, FAST BLACK 1050, SNACK POINT, FAST LED 1050, FASTER 1050, FASTER LED 1050, SKUDO LED 1050, SKUDO 1050

### DELIVERY COMPARTMENT DOOR

FAST 750, FASTER 750, FASTER LED 750, FASTER BLACK 750, FAST 900, FAST BLACK 900, FAST LED 900, SNACK POINT, SNACK POINT DUO, FASTER 900, FASTER BLACK 900, FASTER LED 900, SKUDO LED 900, SKUDO 900



ATEL Code: 826478  
OEM Code: 826478



ATEL Code: 826669  
OEM Code: 826669



ATEL Code: 826668  
OEM Code: 826668

### DELIVERY COMPARTMENT DOOR

FAST 1050, SNACK POINT, FAST LED 1050, FASTER 1050, SKUDO LED 1050, FASTER 1050, SKUDO 1050, FASTER 900

### REINFORCED DELIVERY COMPARTMENT DOOR

FAST 750, FASTER 750, FASTER LED 750, FASTER BLACK 750, FAST 900, FAST BLACK 900, SNACK POINT, FAST LED 900, FASTER 900, FASTER LED 900, FASTER BLACK 900, SKUDO 900

### REINFORCED DELIVERY COMPARTMENT DOOR

FAST 1050, FAST BLACK 1050, FAST LED 1050, FASTER 1050, SKUDO LED 1050, SKUDO 1050



# COIN INTRODUCTION AND RECOVERY

## COIN INTRODUCTION



ATEL Code: 826494  
OEM Code: 826494

---

### COIN CHUTE ASSEMBLY

---

PERLA, PERLA C6, FAS 300T, PERLA HP, FAS 500, FAS 500T, FASHION V2 FASHION UP, WINNING ESPRESSO, WINNING DUO, AURORA, LOTUS, PROJECT ESPRESSO

# CABINET BODY COMPONENTS COIN BOXES



ATEL Code: 220915  
OEM Code: 220915

## OVERSIZED ADHESIVE REFLECTOR


FAST 1050, SNACK POINT, FASTER 1050, SKUDO 1050, FAST 900, FASTER 900, SNACK POINT DUO, SKUDO 900



ATEL Code: 0C750119  
OEM Code: C750119

## TOP HINGE

PERLA, PERLA C6



ATEL Code: 820437  
OEM Code: 820437

## PIN M12x100 mm WITH NUT AND BASE ø 50 mm

FAST 1050, FAST BLACK 1050, FAST LED 1050, FASTER 1050, FASTER BLACK 1050, SKUDO LED 1050, SKUDO MAX 1050, SKUDO 1050, YOUNG, FAST 750, FASTER 750, FAST 900, FAST LED 900, FASTER 900, FASTER BLACK 900, FASTER LED 900, SKUDO LED 900, SKUDO MAX 900, SKUDO 900, EASY 6000



ATEL Code: 11200149A  
OEM Code: 11200149A

## MICRO SECURITY KEY

PERLA, PERLA C6, FAS 300T, PERLA HP, FAS 500, FAS 500T, FASHION V2, FASHION UP, WINNING ESPRESSO, WINNING DUO, AURORA, LOTUS, PROJECT ESPRESSO

# CABINET ELECTRIC AND ELECTRONIC COMPONENTS SWITCHES AND MICROSWITCHES



ATEL Code: 855436  
OEM Code: 855436



ATEL Code: 082642  
OEM Code: 082642



ATEL Code: 310047  
OEM Code: 310047

---

## WIRING

FAS 300T,FAS500T,WINNING,WINNING  
DUO, FAST LED 1050,FASTER LED 1050,  
FASTER BLACK 1050,SKUDO MAX 1050,  
FASTER TM 1050,YOUNG, FAST BALCK  
900, FAST LED 900, FASTER LED 900,  
FASTER BLACK 900,SKUDO MAX 900,  
EASY 6000

---

## PHOTOCELL BOARD

---

## MICROSWITCH ARCOLECTRIC C3006C 1-NO 0.3A 250V

FAS 1050, FAST BLACK 1050, SNACK  
POINT, FAST LED 1050, FASTER LED 1050,  
FASTER BLACK 1050, SKUDO LED 1050,  
FASTER 1050, SKUDO MAX 1050.FASTER  
TM 1050, KRYSTAL, ELETTRA, JUST NOW,  
YOUNG, FAST 750, FASTER 750, FAST  
900,FAST LED 900, FASTER 900

# ELECTRIC PANEL

## ELECTRIC AND ELECTRONIC COMPONENTS

### THERMOFUSES




ATEL Code: 082785  
OEM Code: 082785

---

#### POWER SUPPLY BOARD FOR POWER-LED

---



ATEL Code: 082636  
OEM Code: 082636

---

#### CHAIN POWER BOARD

---



ATEL Code: 300415  
OEM Code: 300415

---

#### QUICK FUSE 6,3x32mm 6,3A

---

320 BUDGET, PERLA, PERLA C6, FAS 300T, PERLA HP, FAS 500, FAS 500T, FASHION V2, FASHION UP, WINNING, WINNING DUO, FAST 1050, FAST BLACK 1050, FAST 1050, SNACK POINT, FAST LED 1050, FASTER 1050, FASER LED 1050, FASTER LIFT 1050, FASTER BLACK 1050, SKUDO LED 1050, FASTER 1050, SKUDO MAX 1050, SKUDO 1050, KRYSTAL, ELETTRA, JUST NOW, FAST 750, FASTER 750, FASTER LED 750, FASTER BLACK 750, FAST 900, FASTER 900, SKUDO LED 900, SKUDO MAX 900, SKUDO 900, SPIRALI S-M-L, DUETTO S-M-L, COMBI LUX S-M-L, EASY 5000, ODYSSEY, YOUNG

# PRODUCT DRAWERS E SPIRALS

## ELECTRIC AND ELECTRONIC COMPONENTS

### GEAR MOTORS



ATEL Code: 750076  
OEM Code: 750076



ATEL Code: 310302  
OEM Code: 310302



ATEL Code: 750077  
OEM Code: 750077



ATEL Code: 310301  
OEM Code: 310301

#### NEW CHAIN DRAWER WIRING

YOUNG, FASTER LED 7250, FASTER BLACK 750, FAST BLACK 900, FAST LED 900, SKUDO, FASTER 900, SKUDO MAX 900, FASTER TM 900,



ATEL Code: 310440  
OEM Code: 310440

#### DRAWER WIRING

FAST 1050, SNACK POINT QUINTO, FASTER 1050, SKUDO 1050



ATEL Code: 855460  
OEM Code: 855460

#### CHAIN DRAWER WIRING

FAST BLACK 1050, FAST LED 1050, FASTER LED 1050, FASTER BLACK 1050, SKUDO LED 1050, FASTER 1050, SKUDO MAX 1050, FASTER TM 1050, FAST TM 1050



ATEL Code: 855459  
OEM Code: 855459

#### DRAWER WIRING

FAST 750, FASTER FV 750, FAST 900, SNACK POINT, FASTER 900, SNACK POINT DUO M, SKUDO 900



ATEL Code: 801118  
OEM Code: 801118

#### DRAWER WIRING

KRISTAL, JUST NOW

#### KIT 1 DRAWER DISPLAY BAR 1050

#### KIT 1 DRAWER DISPLAY BAR 900

#### DRAWER DISPLAY ASSEMBLY

ELETTRA, YOUNG



ATEL Code: 830291  
OEM Code: 830291



ATEL Code: 830420  
OEM Code: 830420

#### DOUBLE-SPIRAL GEARMOTOR 24V

FAST 1050, FAST BLACK 1050, SNACK POINT, FAST LED 1050, FASTER 1050, FASTER LED 1050, FASTER BLACK 1050, SKUDO MAX 1050, SKUDO 1050, KRISTAL, ELETTRA, JUST NOW, YOUNG, FAST 750, FASTER 750, FAST 900, FAST LED 900, FASTER 900, FASTER LED 900, SKUDO LED 900, SKUDO MAX 900, SPIRALI S-M-L, DUETTO S-M-L, COMBI LUX

#### SINGLE-SPIRAL GEARMOTOR 24V

FAST 1050, FAST BLACK 1050, SNACK POINT, FAST LED 1050, FASTER 1050, FASTER LED 1050, FASTER BLACK 1050, SKUDO MAX 1050, SKUDO 1050, KRISTAL, ELETTRA, JUST NOW, YOUNG, FAST 750, FASTER 750, FAST 900, FAST LED 900, FASTER 900, FASTER LED 900, SKUDO LED 900, SKUDO MAX 900, SPIRALI S-M-L, DUETTO S-M-L, COMBI LUX

# PRODUCT DRAWERS E SPIRALS

## PRODUCT DRAWERS AND COMPONENTS



ATEL Code: 400723  
OEM Code: 400723

### PLASTIC PRICE COMPARTMENT 742 mm

FAST 1050, FAST BLACK 1050, SNACK POINT, FAST LED 1050, FASTER BLACK 1050, SKUDO LED 1050, FASTER 1050, SKUDO MAX 1050, FASTER 1050, SKUDO 1050, SPIRALI, DUETTO, COMNI LUX L



ATEL Code: 400722  
OEM Code: 400722

### PRICE COMPARTMENT 593 mm



ATEL Code: 0C631459  
OEM Code: C631459

### PRODUCT SUPPORT BRIDGE


FAST BLACK 1050, SKUDO LED 1050, FASTER 1050, SKUDO MAX 1050, YOUNG, FASTER BLACK 750, FAST BLACK 900, FASTER BLACK 900, SKUDO LED 900, SKUDO MAX 900, FAST 900, FASTER 900



ATEL Code: 630779NN  
OEM Code: 630779NN

### BLACK DIVIDER

FAST 1050, FAST BLACK 1050, SNACK POINT, FASTER 1050, FASTER BLACK 1050, SKUDO LED 1050, SKUDO MAX 1050, SKUDO 1050, YOUNG, FAST 750, FASTER 750, FAST 900, FAST BLACK 900, FAST LED 900, FASTER 900, FASTER BLACK 900, SKUDO MAX 900, SPIRALI, DUETTO, EVEREST, COMBI LUX



ATEL Code: 830519  
OEM Code: 830519

### MALE LOCK BRACKET RIGHT/LEFT

FAST 1050, FAST BLACK 1050, SNACK POINT, FAST LED 1050, FASTER 1050, FASTER LED 1050, FASTER BLACK 1050, SKUDO LED 1050, SKUDO MAX 1050, SKUDO 1050, FAST 750, FASTER 750, FASTER LED 750, FASTER 900, FAST BLACK 900, FAST LED 900, FASTER BLACK 900, SKUDO LED 900, SKUDO MAX 900, FASTER 900, SKUDO 900



ATEL Code: 210287  
OEM Code: 210287


### PLASTIC RIVET RICHCO SR-4060-BK

FAST BLACK 900, FAST 900, FASTER 900, FASTER BLACK 900, SKUDO LED 1050, SKUDO LED 900

# PRODUCT DRAWERS E SPIRALS

## SPIRALS

### SPRINGS



ATEL Code: 211276  
OEM Code: 211276

**LEFT SPIRAL SPRING PITCH**  
**26 ø 66 mm**



ATEL Code: 211017NN  
OEM Code: 211017NN

**LEFT SPIRAL SPRING PITCH**  
**42 ø 66 mm**



ATEL Code: 211088NN  
OEM Code: 211088NN

**RIGHT SPIRAL SPRING**  
**PITCH 54 ø 66 mm**



ATEL Code: 211086NN  
OEM Code: 211086NN

**LEFT SPIRAL SPRING PITCH**  
**54 ø 66 mm**



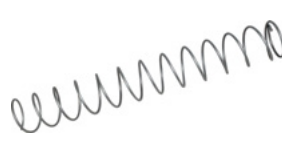
ATEL Code: 211244NN  
OEM Code: 211244NN

**LEFT SPIRAL SPRING PITCH**  
**75 ø 70 mm**



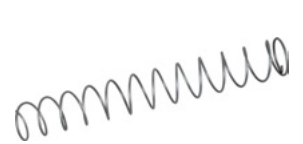
ATEL Code: 211269  
OEM Code: 211269

**LEFT SPIRAL SPRING PITCH**  
**75 ø 70 mm**



ATEL Code: 211285  
OEM Code: 211285

**LEFT SPIRAL SPRING PITCH**  
**30 ø 66 mm**



ATEL Code: 211277  
OEM Code: 211277

**LEFT SPIRAL SPRING PITCH**  
**36 ø 66 mm**



ATEL Code: 211288  
OEM Code: 211288

**RIGHT SPIRAL SPRING**  
**PITCH 54 ø 66 mm**



ATEL Code: 211289  
OEM Code: 211289

**LEFT SPIRAL SPRING PITCH**  
**54 ø 66 mm**



ATEL Code: 211027NN  
OEM Code: 211027NN

**LEFT SPIRAL SPRING PITCH**  
**36 ø 66 mm**



ATEL Code: 211054NN  
OEM Code: 211054NN

**LEFT SPIRAL SPRING PITCH**  
**100 ø 78 mm**



ATEL Code: 211043NN  
OEM Code: 211043NN

**LEFT SPIRAL SPRING PITCH**  
**80 ø 66 mm**



ATEL Code: 630481  
OEM Code: 630481

**DRAWER LOCKING SPRING**

FAST 1050, FAST BLACK 1050, SNACK POINT, FASTER 1050, FASTER LED 1050, FASTER BLACK 1050, SKUDO MAX 1050, SKUDO LED 1050, SKUDO 1050, YOUNG, FAST 750, FASTER 750, FAST 900, SNACK POINT, FASTER 900, FASTER LED 900, FASTER BLACK 900, SKUDO LED 900, SKUDO MAX 900, SPIRALI S-M-L, DUETTO S-M-L, COMBI LUX, SLIM 650, YOUNG,

# COOLING UNIT

## COOLING UNITS

### FANS



ATEL Code: 840222  
OEM Code: 840222

#### COOLING UNIT

FASTER 1050, SNACK POINT, FASTER LED 1050, FASTER BALCK 1050, SKUDO LED 1050, FASTER 1050, SKUDO MAX 1050, SKUDO 1050, YOUNG, FAST 750, FASTER 900, FASTER LED 900, FASTER BLACK 900, SNACK POINT, SKUDO MAX 900, SKUDO 900, EASY 6000



ATEL Code: 410406  
OEM Code: 410406

#### TANGENTIAL FAN MOTOR 230V 50Hz 30W

DUETTO



ATEL Code: 410109  
OEM Code: 410109

#### TANGENTIAL FAN MOTOR 230V 50/60Hz

FAST 1050, FAST BLACK 1050, SNACK POINT, FAST LED 1050, FASTER 1050, FASTER BLACK 1050, SKUDO LED 1050, SKUDO MAX 1050, SKUDO 1050, YOUNG, FAST 750, FASTER 750, FAST BLACK 900, FAST LED 900, FASTER 900, FASTER LED 900, FASTER BLACK 900, SKUDO LED 900, SKUDO MAX 900, EASY 6000



ATEL Code: 410119  
OEM Code: 410119

#### TANGENTIAL FAN MOTOR 230V 50/60Hz

KRYSTAL, JUST NOW



ATEL Code: 410412  
OEM Code: 410412

#### EMI 82 CE-2010/27 FAN MOTOR



ATEL Code: 28FR007

#### MOTOR 5 FASTENING METHODS 10W FMI 230/240V 50/60HZ 1300/1550 RPM

cable 360 mm 5 kinds of fitting



# COOLING UNIT PROBES VARIOUS



ATEL Code: 310455  
OEM Code: 310455

---

## TEMPERATURE PROBE Ø 5x18 mm

---



ATEL Code: 400322  
OEM Code: 400322

---

## DRIP TRAY

---

SPIRALI, DUETTO, 480 BUDGET, 320 BUDGET, BO, 480 LUX, 320 LUX, COMBI LUX, EASY VEND, FLOWER VEND, SLIM 650



ATEL Code: 401142  
OEM Code: 401142

---

## EXTRACTABLE COOLER TRAY

---

KRYSTAL, ELETTRA, JUST NOW



ATEL Code: 400840  
OEM Code: 400840

---

## DRIP TRAY

---

FAST 1050, FAST BLACK 1050, SNACK POINT, FASTER 1050, FASTER LED 1050, FASTER BLACK 1050, SKUDO LED 1050, SKUDO 1050, FAST 750, FASTER 750, FAST 900, FAST BLACK 900, FAST LED 900, FASTER 900, FASTER LED 900, FASTER BLACK 900, SKUDO LED 900, SKUDO MAX 900, EASY 6000



**GEV Großküchen-Ersatzteil-Vertrieb GmbH**

Gadastr. 4  
85232 Bergkirchen - Germany  
T +49 8142 6522-50  
info.ger@repagroup.com  
www.gev-online.com

**LF S.p.A. a socio unico**

Via Voltri 80  
47522 Cesena FC - Italy  
T +39 0547 341111  
info.it@repagroup.com  
www.lfspareparts724.com

**EPGC S.a.s.**

13 Rue des Forts  
59960 Neuville en Ferrain - France  
T +33 3 20250621  
france@repagroup.com  
www.epgc.com

**Commercial Catering Spares Ltd.**

Block C - Axis Point Hill Top Road  
Heywood - Lancashire - OL10 2RQ - UK  
T +44 1706 621 155  
info@ccspares.co.uk  
www.ccspares.co.uk

**Atel S.r.l. a socio unico**

Via Selvuzzis 51/2  
33100 Udine UD - Italy  
T +39 0432 602095  
info@atelitalia.com  
www.atelitalia.com